

PREPARATION AND TIPS FOR TEACHERS

The Best Pet – Activity 1

Use the link to start the live quiz:

<https://quizizz.com/admin/quiz/6290f6de4d267f001df5b203/the-best-pet>

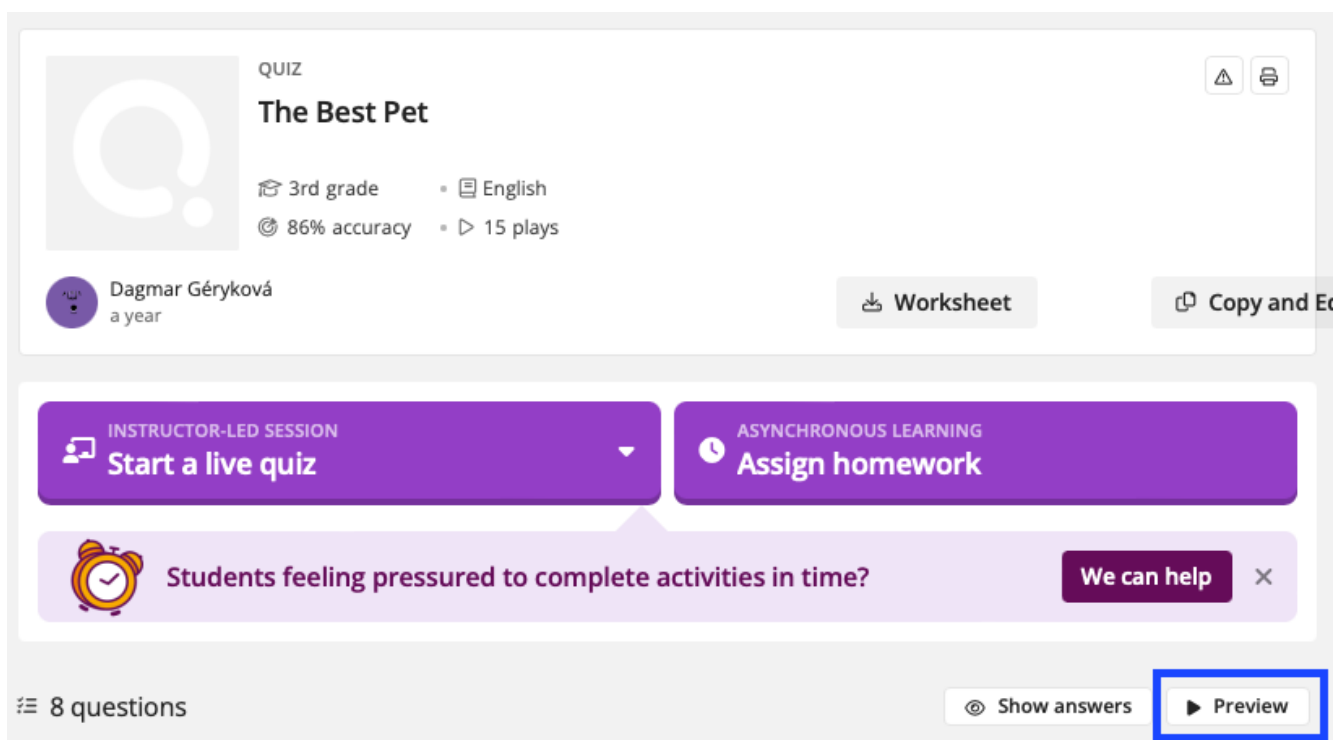
Learn how to use the app:

<https://www.youtube.com/watch?v=e5SJSIgroSk>

<https://support.quizizz.com/hc/en-us/articles/360048146031-Using-Quizizz-Lessons>

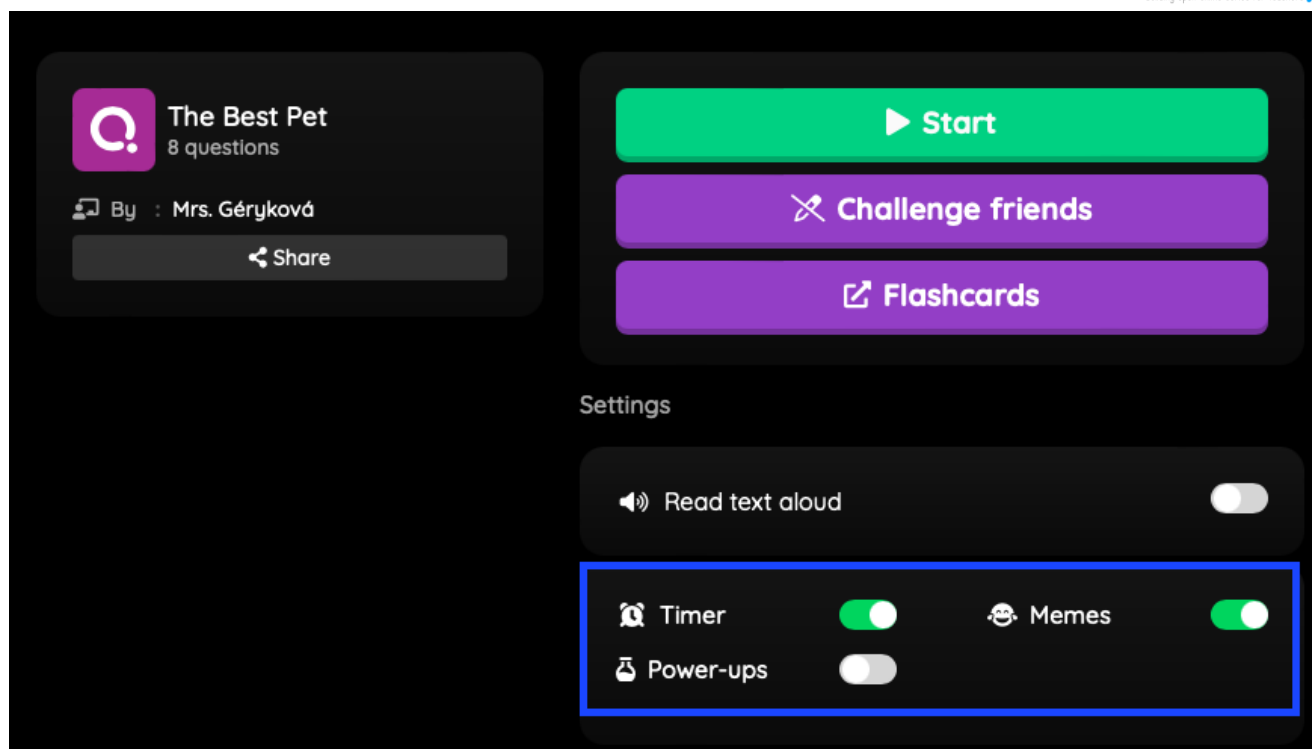
To play on interactive whiteboard (no account needed):

1. Click the **Preview**



The screenshot shows the Quizizz interface for a quiz titled "The Best Pet". The quiz is created by Dagmar Géryková, a year ago. It is for 3rd grade, English, with 86% accuracy and 15 plays. The interface includes buttons for "Worksheet" and "Copy and Paste". Below the quiz details, there are two main options: "Start a live quiz" (Instructor-led session) and "Assign homework" (Asynchronous learning). A notification banner at the bottom reads "Students feeling pressured to complete activities in time?" with a "We can help" button. At the bottom right, there are buttons for "Show answers" and "Preview", with the "Preview" button highlighted by a blue box.

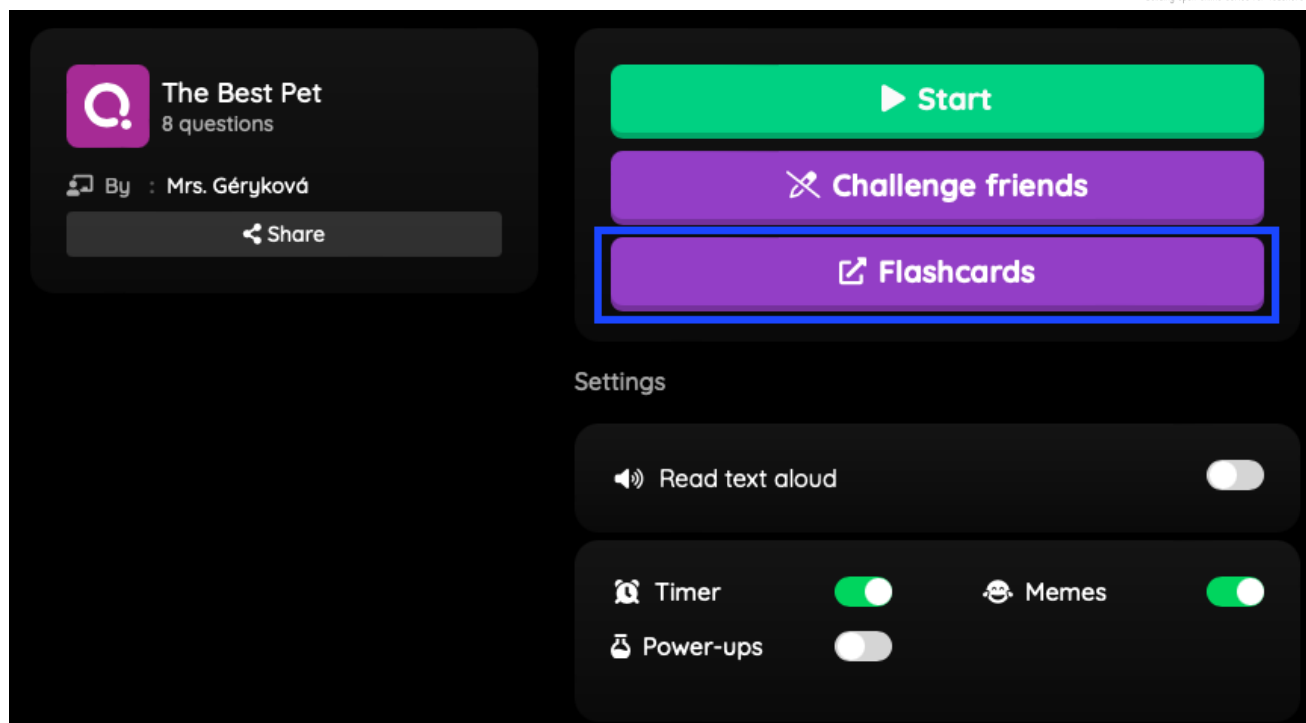
2. Switch off power ups, timer, memes in **Settings** options. Consider whether the special effects are motivating or distracting for your students. You can change your settings at any time.



3. Start the quiz. For each question there is only one answer correct.

After playing the quiz:

You can use the **Flashcards** option for revision of the answers.



Flashcards show questions implying the content from the video. Click **View options** if the learners need some help. Learners predict the answers. Flip the flashcard to see the right answer.

The image shows a dark-themed interactive quiz interface. At the top right, there is a button labeled "VIEW OPTIONS" enclosed in a blue rectangular border. In the center, a large dark grey rounded rectangle contains the question "What is true?". Below this, there are two buttons: a yellow button on the left with a white square icon and the text "FLIP", and a grey button on the right with the text "NEXT". Underneath the "FLIP" button, the text "Hit space to flip" is displayed. Underneath the "NEXT" button, the text "Right arrow key to proceed" is displayed, with a small right-pointing arrow icon.

Optionally play the video again to revise the answers.